

P-touch 7600

**Abrasion Resistant**

**Abrasion Test:** A 1kg sanding device was passed over Brother P-touch laminated labels, and non-laminated competitor labels. After 50 return passes the characters underneath the P-touch laminated label were completely unaffected and the lamination was only slightly scratched. The characters on the competitor labels were affected by this test

**Strong Adhesion**

**Strong Adhesive Test:** Standard tape and extra strength adhesive tape were affixed to a variety of surfaces and left for 30 minutes. Adhesive strength was tested by removing the tape at an angle of 180 degrees. Our strong adhesive tape maintained an average of 50% more adhesive strength compared to standard tapes.

**Chemical Resistant**

**Chemical Test:** Tapes were immersed in various liquids for 2 hours, and no change in the labels' appearance or structure occurred. Although some labels soaked in certain chemicals showed minor changes, rubbing the labels with the same chemicals had no effect at all. A 500g weight with a chemical and solvent infused cloth was passed over each label 20 times, and the print quality of P-touch laminated labels were unaffected, unlike the competitors' non-laminated labels.

**Fade Resistant**

**Fade Test:** Several Brother P-touch laminated labels were attached to coated metal plates and placed inside a fade-inducing chamber at 83°C and left for a period of 100 hours to simulate a year in sunny surroundings. The text colour remained unchanged and was still completely legible. To the naked eye, the tapes' background colour showed no change, except for the yellow tape which showed some slight fading.

**Temperature Resistant**

**Temperature Resistant Labels:** P-touch laminated labels, slightly roughened with abrasive paper, were attached to stainless steel then heated and cooled. After 240 hours at -80°C no noticeable change in the tapes' adhesive or colour had occurred. After 240 hours at 150°C, despite slight discolouration, the text on the labels remained completely intact\*. The black on matt silver tapes are most resistant to high temperatures.

\*When tape is subject to extremely high temperatures for long periods, the laminate film may be separated or discoloured, or it may shrink. For more detailed information on the tests performed, please contact your local Brother office.

All specifications subject to change without notice

P-touch 7600

**Technical Information**

**Hardware**

<b>Housing Dimensions</b>	134mm(W) x 235mm(D) x 78mm(H)
<b>Housing Weight</b>	610g (without batteries and tape cassette)
<b>Housing Design</b>	Handheld Type
<b>Housing Colour</b>	Orange / Black
<b>Keyboard</b>	ABCD Layout
<b>Number of Keys</b>	56 keys
<b>Cutter</b>	Manual
<b>Power</b>	Rechargeable Batteries Pack (BA-7000), 6 x AA Alkaline (LR6) Batteries, 6 x AA Rechargeable Batteries or AC adaptor
<b>LCD</b>	132 x 48 dots Graphic Display with Backlight
<b>Included Items</b>	Carrying Case, User's Guide, Adjustable Neck Strap, Rechargeable Batteries Pack (BA-7000), AC- Adaptor, CD-ROM, USB Cable, 12mm Black on White Flexi-ID cable 8m wrapping tape (TZ-FX231)
<b>Tape Type</b>	TZ-tape
<b>Tape Size</b>	6 / 9 / 12 / 18 / 24 mm
<b>Print Head</b>	180 dpi
<b>Print Speed</b>	10mm / second

**Firmware**

<b>Built in Fonts</b>	Helsinki
<b>Characters</b>	373
<b>Symbols</b>	164
<b>Max. Print Height</b>	18mm
<b>Number of lines printable</b>	Max.7 lines
<b>Text Buffer</b>	500 characters
<b>Memory</b>	Max. 2,000 characters
<b>Character Sizes (pts)</b>	Auto, 6, 9, 12, 18, 24, 36, 48
<b>Character Widths</b>	Normal / Narrow / Thin / Wide
<b>Type Styles</b>	Normal / Bold / Outline / Italic / Italic Bold / Italic Outline
<b>Framing</b>	15 kinds
<b>Barcodes</b>	CODE39, CODE128, EAN8, EAN13, EAN128, UPC-A, UPC-E, I-2/5(ITF), CODABAR
<b>Mirror Printing</b>	Yes
<b>Block Printing</b>	Yes
<b>Repeat Printing</b>	Yes (1-99)
<b>Numbering</b>	Yes (1-99)
<b>Database Printing</b>	Yes
<b>Tape Margin Settings</b>	2mm - 99mm
<b>Transfer Function</b>	Download Templates and Image Characters (Max.10) Download Database x 1
<b>Battery Weak Indication</b>	Yes
<b>Auto Power Off</b>	Yes
<b>Print Image ( Preview )</b>	Only Layout Preview

**Software**

<b>Label Editing Software</b>	P-touch Editor ver. 5.0, P-touch Library 2.1
<b>Operating System</b>	Windows® 2000 Professional / XP / Windows Vista®
<b>Interface</b>	USB Port (USB Spec. 1.1 or 2.0 protocol) for transfer only

## Creating your own custom labels offers four key benefits to electricians, cable installers, and others in the professional trade:

### ① Professional Installation

Impress your customers with a professional, quality installation by creating detailed, easy-to-read labels that contain symbols, and even your own company logo.

### ② Ease of Maintenance

Reduce the time needed to diagnose faults by using Brother P-touch machines to clearly label cables and electrical or network components.

### ③ Ease of Operation

Make life easy for your customers. Use Brother P-touch labels to clearly identify electrical components, network / telephone ports and faceplates, ensuring ease of operation and reducing the possibility of mistakes.

### ④ Safety

Create professional warning signs and information labels to instruct your customers on key safety points.

Choosing the correct TZ label tape for the job is crucial. This is why Brother has a range of tapes specifically designed for different labelling applications. By using our unique lamination process and specially developed adhesives, you can be sure that your labels will withstand the harshest conditions, year after year.

	FLAT SURFACE	LARGE CURVED SURFACE	SMALL CURVED SURFACE
<b>TZ Laminated Tapes:</b> Unlike ordinary labels, our unique laminated tape technology ensures that your text is sandwiched between a layer of super-clear polyethylene and the durable base layer. This makes these virtually indestructible labels resistant to sunlight, abrasion, moisture, chemicals, heat and cold.	Smooth ●	Textured ▲	Textured X
<b>Strong Adhesive Tape:</b> Our strong adhesive tape demonstrates 50% more adhesive strength on average compared to our standard tape, and is suitable for more demanding applications.	Smooth ●	Textured ●	Textured X
<b>Flexible ID Tapes:</b> Designed for wrapping around small diameter curved surfaces such as power cables and conduit/pipes they are also perfect where the label needs to be stuck onto itself (flagging).	Smooth ●	Textured ●	Textured ●

● Recommended ▲ Acceptable X Not Recommended

## Built for professional use

The PT-7600 comes packed with features and functions that have been developed as a result of listening to our customers needs.

With a rugged and durable design, the machine comes with a protective rubber grip that not only offers protection, but also helps ensure the machine won't slip from your grasp. To further protect the unit, it is supplied in a robust carry case with storage space for additional tapes, accessories and the AC Adaptor.

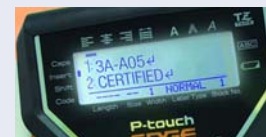
### P-touch 7600 includes:

- PT-7600 Industrial labelling tool with rubber impact guards
- 12mm Black on White Flexi-ID cable wrapping 8m tape
- Handy Carry Case
- Built-in rechargeable battery pack
- AC Adaptor
- USB cable
- Label editing / design software
- Neck/Hand Strap



## Benefits and features designed for electricians and cable installers

### Easy-to-read backlit LCD display panel



### Automatic numbering

Quickly and easily print labels that contain incrementing numbers. Perfect to identify a mass of cables!




### Advanced cutter system

To ensure that your label is printed at the correct length, the PT-7600 has a special cutter system that will pause the printing at the required cut point. No scissors are required to cut the tape to the correct length!

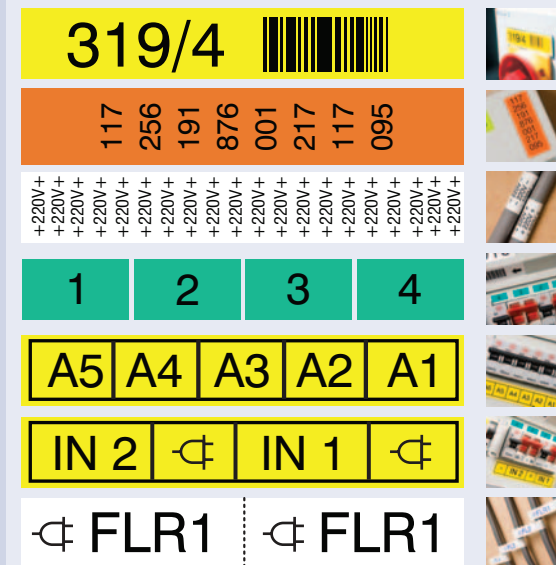

### Symbols

148 symbols (including typical Audio/Video symbols) are included as standard.



### Easy label creation

A dedicated "Label Type" button allows you to quickly create labels for the most common electrical labelling applications.



### Rechargeable Battery

Supplied with a rechargeable battery pack, the unit is easily charged overnight by simply plugging the AC Adaptor into the labelling machine, which helps to reduce the environmental impact and also saves you money. No more buying expensive batteries!

### Create custom content and upload to the memory of the PT-7600

The PT-7600 includes a USB port and cable to allow connection to a Microsoft Windows based PC. Create your own label layouts and add your own AV and electrical symbols or your company logo using the supplied label design software. There are ten special memory locations on the device for storing your own customised images and label designs, so they are available whenever and wherever you want them.

